



FEED ME![®]

Create A Path To Feed Chooie





How to win

Chooie loves candy! Feed him and he's happy, so choose a puzzle, add the walls and release the balls. At the bottom of the maze, Chooie waits for his sweet surprise.


How to set up and play

Set the game on an angle, by lifting the back leg and positioning the game on a level surface.

- 1 Insert a puzzle card into the slot on the right hand side of the transparent peg board, with the 'Add' side of the card facing up.
- 2 Place the ball(s) onto the tipper, as indicated by the candy symbol that are at the top of the puzzle card.



- 3 Insert all the walls and place any additional ball(s) as shown on the puzzle card, onto the transparent peg board.
- 4 Take the required wall(s) as indicated at the top of the puzzle card, marked 'Add,' and insert these into the peg board to solve the puzzle.
- 5 Firmly press down the handle on the tipper and watch the ball(s) roll down through the maze of walls to where Chooie waits to be fed.



Finding the solution to the puzzle

The number of balls to reach Chooie must match the amount of candy 🍬 shown in the thought bubbles, above each Chooie character. If the number of balls on the tipper and peg board are more than the balls required to complete the puzzle, then this means any extra balls must be blocked by walls and must not reach the bottom of the maze.

Notes:

- The walls and balls illustrated on the puzzle card and placed during set-up of each puzzle, cannot be changed or moved. The puzzle needs to be solved by adding the walls as indicated at the top of the puzzle card, marked 'Add.'
- All of the walls as indicated at the top of the puzzle card marked 'Add,' must be used to solve the puzzle.
- After setting up each puzzle, it is recommended to trigger the balls and watch where they fall before adding the walls to solve the puzzle.
- Some puzzles you may find more difficult than others, and this may not be in the order that they have been numbered. If you find yourself stuck on any particular puzzle, move on to the next one and come back to that puzzle later.
- Be careful not to cheat though, because the solutions for each puzzle is found on the back side of each puzzle card.